

R-290 slim-type evaporating units



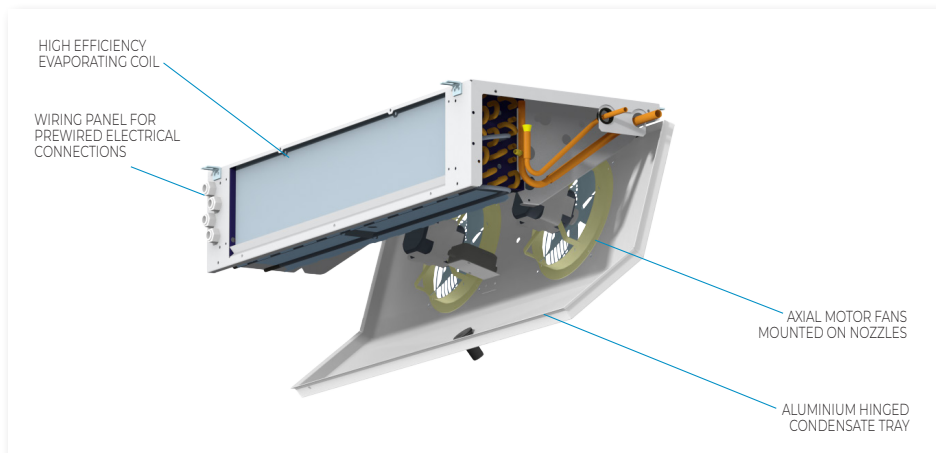
R-290 slim-type evaporating units, built in aluminium structure and casing with polyester paint, for small cold rooms.

FEATURES

High-flow axial motor fans.	■
Air-cooled high efficiency coils, built in copper pipes and aluminium fins, with 6 mm fin spacing.	■
Ready-to-solder cooling connections, with built-in suction trap.	■
Aluminium hinged condensate tray.	■
Flexible drainage resistance (only for negative temperature models).	■
Air defrost.	■
Hot gas defrosting.	□
EC electronic fans.	□
Anti-corrosion coil coating.	□

■ As standard □ Optional

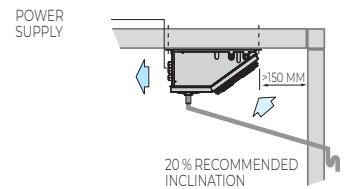
COOLING DETAIL



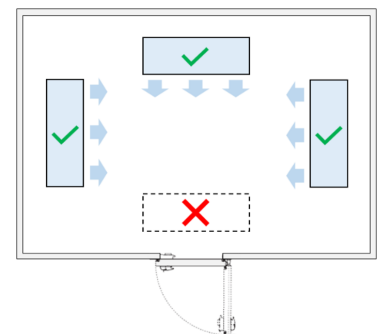
Installation example



Installation recommendations



Place the unit at the end of the cold room, and avoid placing it above the door. It is preferable to place the unit so the air flows lengthwise along the cold room and crosswise to the entrance door.

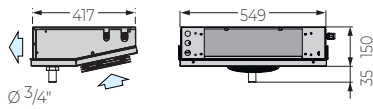


230V I+N ~ 50Hz | Positive temperature | Negative temperature | R-290

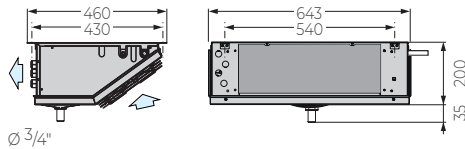
Refrigerant	Application	Series / Model	Power supply	Cooling capacity (W) ⁽¹⁾ cold room temperature				Coil			Fans				Liq-Gas cooling connection	Weight (kg)	Price (€)	
				SC1	SC2	SC3	SC4	Fin spacing (mm)	Area (m ²)	Vol. (litre)	Air flow (m ³ /h)	Nx Ø (mm)	Power (W)	I max. (A)				Air range (m)
				10 °C 85 % HR DTI = 10 K	0 °C 85 % HR DTI = 8 K	-18 °C 95 % HR DTI = 7 K	-25 °C 95 % HR DTI = 6 K											
R-290	Positive / Negative	MJB-ND-0117A BJB-ND-0117A	230V I+N ~ 50Hz	780	520	370	300	6	2,10	0,34	330	1x ø 172	62	0,3	3	1/4"-3/8"	11	
		MJB-ND-1120A BJB-ND-1120A	230V I+N ~ 50Hz	1290	850	630	490	6	3,58	0,57	500	1x ø 200	70	0,3	4	1/4"-3/8"	12	
		MJB-ND-2220A BJB-ND-2220A	230V I+N ~ 50Hz	2410	1580	1150	920	6	6,37	1,01	950	2x ø 200	140	0,5	4	1/4"-1/2"	18	
		MJB-ND-3325A BJB-ND-3325A	230V I+N ~ 50Hz	4010	2630	1950	1530	6	11,94	1,9	1450	3x ø 254	210	1,4	6	1/4"-5/8"	33	

DIMENSIONS

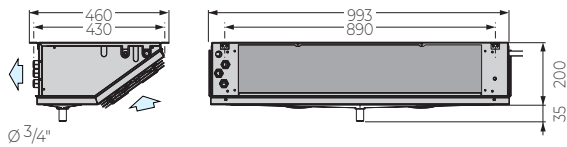
0 series



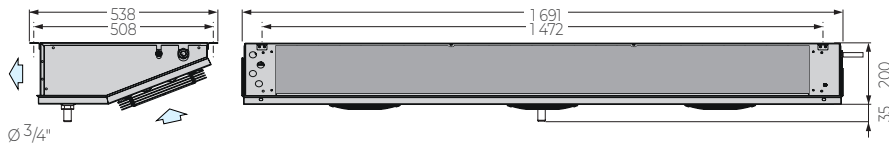
1 series



2 series



3 series



Dimensions in mm.

⁽¹⁾ Cooling capacity at room temperature and relative humidity, calculated from dry cooling capacity according to EN 328 standard, applying the following empirical factors:

Conditions	Reference	Rate
10 °C 85 % HR	EN 328	1.35
0 °C 85 % HR	EN 328	1.15
-18 °C 95 % HR	EN 328	1.05
-25 °C 95 % HR	EN 328	1.00

CLIENT360
client360.intarcon.com
REFRIGERATION CALCULATION SOFTWARE

